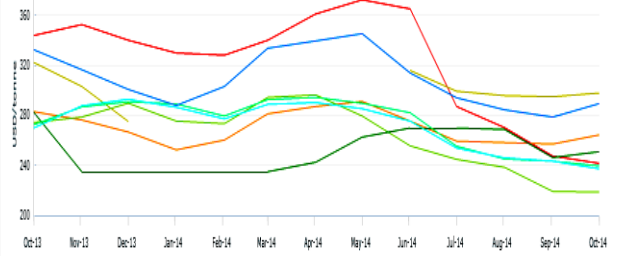


**GÜNCELLEME**  
(UPDATE)**01/11/2014**Güncel Tarih: kendisinden önceki ay'ın  
ort. fiyatlarını gösterir yani = (En Son Ay)**DÜNYA BORSALARI HUBUBAT**  
**FİYATLARI (\$/TON)**  
World Commodities Prices(USD/ton)**\$ = TL KURU:**  
\$ Rate:1,9913  
Ekim 20132,2130  
Eylül 20142,587  
Ekim 2014**Ortalama Fiyatların Yıllık Değişim Grafikleri**  
(Wheat Prices Variation Charts)**BUĞDAY Aylık Ortalama Fiyatlar**  
(Monthly average wheat prices)

Ülke/Bölge (Country)	Önceki Yıl (Previous Year)	Önceki Ay (Previous Month)	En Son Ay (Last Month)
<b>AB</b> (EU)	274.40	219.20	218.75
<b>ABD</b> (USA)	332.60	278.60	289.50
<b>Arjantin</b> (Argentina)	344.00	247.60	241.75
<b>Avustralya</b> (Australia)	283.00	257.00	264.25
<b>Kanada</b> (Canada)	322.40	295.00	297.75
<b>Kazakistan</b> (Kazakhstan)	282.50	246.30	251.00
<b>Rusya</b> (Russia)	272.50	243.30	239.60
<b>Ukrayna</b> (Ukraine)	269.80	243.30	237.40

**BUĞDAY'ın son 1 yıldaki fiyat değişim grafiği**

Legend

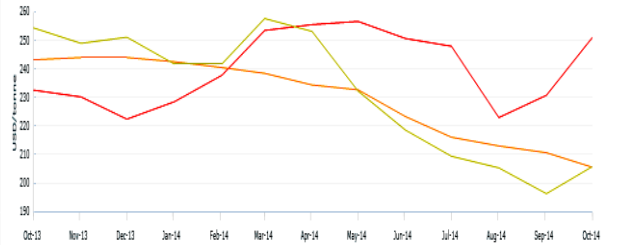
- INTERNATIONAL PRICES, Argentina, Wheat (Argentina, Up River, Trigo Pan), Export, - USD
- INTERNATIONAL PRICES, Australia (Eastern States), Wheat (ASW), Export, - USD
- INTERNATIONAL PRICES, Canada (St Lawrence), Wheat (CWRS), Export, - USD
- INTERNATIONAL PRICES, EU (France), Wheat (grade 1), Export, - USD
- INTERNATIONAL PRICES, Kazakhstan, Milling wheat, Export, - USD
- INTERNATIONAL PRICES, Russian Federation, Milling wheat (offer, FOB, deep-sea ports), Ex
- INTERNATIONAL PRICES, Ukraine, Milling wheat (offer, FOB), Export, - USD
- INTERNATIONAL PRICES, USA: Gulf, Wheat (No. 2 Hard Red Winter), Export, - USD

Sources

- International Grain Council
- International Grain Council
- International Grain Council
- International Grain Council
- APK-Inform Agency
- APK-Inform Agency
- APK-Inform Agency
- International Grain Council

**ARPA Aylık Ortalama Fiyatlar**  
(Monthly average barley prices)

Ülke/Bölge (Country)	Önceki Yıl (Previous Year)	Önceki Ay (Previous Month)	En Son Ay (Last Month)
<b>AB</b> (EU)	254.40	196.20	205.75
<b>Avustralya</b> (Australia)	232.60	230.80	251.00
<b>Karadeniz Böl.</b> (Black Sea)	243.20	210.60	205.50

**ARPA'nın son 1 yıldaki fiyat değişim grafiği**

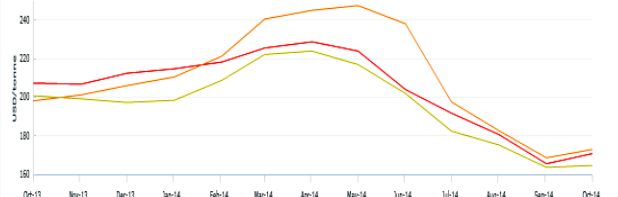
- INTERNATIONAL PRICES, Australia (Eastern States), Barley (Feed), Export, - USD
- INTERNATIONAL PRICES, Black Sea, Barley (Feed), Export, - USD
- INTERNATIONAL PRICES, EU (France), Barley (Feed), Export, - USD

Sources

- International Grain Council
- International Grain Council
- International Grain Council

**MISIR Aylık Ortalama Fiyatlar**  
(Monthly average maize prices)

Ülke/Bölge (Country)	Önceki Yıl (Previous Year)	Önceki Ay (Previous Month)	En Son Ay (Last Month)
<b>ABD</b> (USA)	198.20	168.60	173.00
<b>Arjantin</b> (Argentina)	207.40	165.60	170.75
<b>Karadeniz Böl.</b> (Black Sea)	200.73	163.66	164.71

**MISIR'ın son 1 yıldaki fiyat değişim grafiği**

- INTERNATIONAL PRICES, Argentina, Maize (Argentina, Up River), Export, - USD
- INTERNATIONAL PRICES, Black Sea, Maize (Feed), Export, - USD
- INTERNATIONAL PRICES, USA: Gulf, Maize (US No. 2, Yellow), Export, - USD

Sources

- International Grain Council
- International Grain Council
- USDA

**NAVLUN Aylık Ortalama Fiyatlar**  
(Monthly average freight prices)

Ülke/Bölge (Country)	Önceki Yıl (Previous Year)	Önceki Ay (Previous Month)	En Son Ay (Last Month)
<b>ABD'den AB'ye</b> USA to EU	22	16	16
<b>ABD'den Japonya'ya</b> USA to Japan	45	42	42
<b>Brezilya'dan AB'ye</b> Brazil to EU	34	27	27